

QUARTERLY PHYSICAL REPORT OPERATION
As of December 31, 2018


Department of Transportation
LAND TRANSPORTATION OFFICE
Organization Code: 23 001 19

Current Year Appropriations
 Continuing Appropriations
 Supplemental Appropriations


Particular (1)	UACS CODE (2)	Physical Target					Physical Accomplishments					Variance as of 4th qtr. (13)=(12/3+4+5+6-1)	Remarks (14)
		1st Quarter (3)	2nd Quarter (4)	3rd Quarter (5)	4th Quarter (6)	Total (7)=(3+4+5+6)	1st Quarter (8)	2nd Quarter (9)	3rd Quarter (10)	4th Quarter (11)	Total (12)=(8+9+10+11)		
1. No. of motor vehicles registered	302010000	2,829,410	2,796,290	2,976,410	1,768,480	10,370,590	2,987,535	3,053,626	3,223,868	1,962,468	11,227,497	8.26%	
2. No. of apprehensions	302020000	132,630	151,100	177,980	154,150	615,860	166,945	151,807	179,752	158,076	656,580	6.61%	
3. No. of driver's license issued	302030000	1,694,440	1,668,920	1,656,630	1,658,640	6,678,630	1,767,913	1,794,165	1,798,416	1,776,227	7,136,721	6.86%	
4. Revenue Collection (in thousand pesos)		5,786,004	5,816,004	6,208,740	4,273,315	22,084,063	6,133,091	6,153,265	6,542,613	4,575,830	23,404,799	5.98%	
Note: Excluding CAR and CARAGA													

f/n BAR NO.1 2018

Prepared by:


ADA P. VALDEZ
Chief, Budget Section

Submitted by:


IRENEA D. NUEVA
Chief, Financial Division

Noted:


EDGAR C. GALVANTE
Assistant Secretary

QUARTERLY PHYSICAL REPORT OPERATION
As of December 31, 2018


Department of Transportation
LAND TRANSPORTATION OFFICE
Organization Code: 23 001 19
Automatic Appropriations - Seat Belt Use Fund (R.A. 8750) - 1 04 364

Current Year Appropriations
 Continuing Appropriations
 Supplemental Appropriations


Particular	UACS CODE	Physical Target					Physical Accomplishments					Variance as of 4th qtr.	Remarks
		1st Quarter	2nd Quarter	3rd Quarter	4th Quarter	Total	1st Quarter	2nd Quarter	3rd Quarter	4th Quarter	Total		
(1)	(2)	(3)	(4)	(5)	(6)	(7)=(3+4+5+6)	(8)	(9)	(10)	(11)	(12)=(8+9+10+11)	(13)=(12/7)	(14)
1. Apprehensions Received		-	-	-	-	-	30,737	30,823	35,641	32,334	129,535		
2. Revenue Collection		-	-	-	-	-	37,513,980	37,657,110	46,877,450	41,166,150	163,214,690		
Note: Excluding CAR & CARAGA													

f/n BAR NO.1 2018

Prepared by:


ADA P. VALDEZ
Chief, Budget Section

Submitted by:


IRENEA D. NUEVA
Chief, Financial Division

Noted:


EDGAR C. GALVANTE
Assistant Secretary

QUARTERLY PHYSICAL REPORT OPERATION
As of December 31, 2018

Department of Transportation
LAND TRANSPORTATION OFFICE
Organization Code: 23 001 19
Automatic Appropriations - Special Vehicle Pollution Control Fund (R.A. 8794) - 1 04 363

Current Year Appropriations
 Continuing Appropriations
 Supplemental Appropriations


Particular	UACS CODE	Physical Target					Physical Accomplishments					Variance as of 4th qtr.	Remarks
		1st Quarter	2nd Quarter	3rd Quarter	4th Quarter	Total	1st Quarter	2nd Quarter	3rd Quarter	4th Quarter	Total		
(1)	(2)	(3)	(4)	(5)	(6)	(7)=(3+4+5+6)	(8)	(9)	(10)	(11)	(12)=(8+9+10+11)	(13)=(12-7)	(14)
Enforcement of Vehicle Standards:													
Roadside Motor Vehicle Emission Inspection Operation													
a. Apprehensions (Anti-smoke belching)		-	-	-	-	-	2,130	906	646	561	4,243		
b. Revenue Collected		-	-	-	-	-	4,680,000	2,049,200	1,620,000	1,477,000	9,826,200		
Note: Excluding CAR and CARAGA													
Implementation of the PETC Regional Monitoring System (Based on Operations Div. Report)													
a. No. of PETC's Authorized		-	-	-	-	-							
b. No. of PETC's Suspended		-	-	-	-	-							
c. No. of PETC's Revoked		-	-	-	-	-							
d. Fines Collected		-	-	-	-	-							
Note: Excluding CAR and CARAGA													

I/n BAR NO. 1 2018

Prepared by:


ADA P. VALDEZ
Chief, Budget Section

Submitted by:


IRENEA D. NUEVA
Chief, Financial Division

Noted:


EDGAR C. GALVANTE
Assistant Secretary